



## Quality and Performance

The Flexco® SR™ Rivet Hinged Fastening System has earned a reputation for quality and performance in the most demanding material handling applications on earth. Wherever belt conveyors are used, you need a fastener system that lets you set up, splice, and get out of the way ... fast. Flexco SR fasteners deliver the performance, long life, and easy installation that maximize belt availability and help keep productivity on a roll.



## Maximum Splice Life, Increased Uptime

Flexco Rivet Hinged Fasteners combine top and bottom fastener plates, which are joined at one end by two wide hinge loops. Each pair of plates sandwich the belt end and are secured to the belt with a staggered pattern of rivets. The rivets penetrate the belt without damaging or weakening the belt carcass providing maximum resistance to pull-out and evenly distributed splice tension across the width of the belt. No matter what the belt condition, Flexco SR fasteners are a good choice for both new and older, worn belts. Rivet hinged fasteners can be used on belts ranging from 1/8" to 1" (3 - 25 mm) after skive with pulley diameters over 5" (127 mm). Concerns about comparable vulcanized splice strength can be dismissed as rivet hinged fasteners have a long history of service on belts with mechanical fastener rating of up to 2000 P.I.W. (350 kN/m).



## Market Applications

- Coal and Hard Rock
- Underground and Surface Mining
- Wood Processing
- Asphalt Plants
- Construction and Road Equipment



# FLEXCO® SR™


## Rivet Hinged Fastening System

### Fastener Overview

#### *How the Flexco® Rivet Hinged Fastening System Works*



*Flexco® R2*



*Flexco® R5*

The SR™ (Self-Setting Rivet) Fastener utilizes staggered pattern, multiple rivet attachments that pass between carcass fibers without severing them. The specially shaped head of each pilot nail works in conjunction with the installation tool anvil plate to set the rivets. The same hammer blows that set the rivets also compress the fastener plates into the belt covers. This provides maximum holding ability and distributes splice tension evenly across the width of the belt.

#### Lower fastener profile improves performance

The Flexco® SR™ Scalloped Edge™ fastener features a low profile, reducing the fastener's exposure to cleaner blades, skirt rubbers, and return idlers. Reduced wear and tear on the fastener extends the life of the splice to maximize belt availability.

Designed for rubber plied and PVC solid woven belting, as well as for older worn belts unfit for vulcanized splices, the Flexco SR fastener features a patented Scalloped Edge

design. The scalloped design contributes to improved fastener profile resulting in increased compatibility with belt cleaners and improved cleaner-tip wear.

A built-in viewport simplifies fastener positioning. And self-setting rivets are installed from the top side of the belt for faster installation. Plus powered installation options speed installation and reduce worker fatigue.




*Scalloped Edge*



*Viewport*

- Lower fastener profile extends belt splice life*
- Less effort required for installation*
- Reduces maintenance costs*
- Viewport assures proper installation alignment*





## Fastener Selection Guidelines

### Specify the Right Flexco® Rivet Hinged Fastener

**1. Determine belt tension.**

Most conveyor belting has a mechanical fastener rating. Care should be taken not to operate the belting or fasteners beyond their recommended ratings.

**2. Measure belt thickness.**

If fasteners are to be countersunk, measure the belt thickness after a portion of the belt cover has been removed. Choose a fastener size which corresponds to belt thickness.

**3. Measure the diameter of the smallest pulley in your system.**

Only consider pulleys over which the belt makes at least a 90° wrap. For tail or take-up of the self-cleaning "wing type pulley", 25% larger diameter dimensions are usually required.

**4. Choose the fastener size that is appropriate for your specifications.**

Consult the selection chart on page 4 to guide your selection.

**5. Select material.**

Refer to the material selection chart on page 4 for the metal characteristics which best suit your application. Not all sizes are available in all metals.

**6. Select installation method.**

Flexco® SR™ fasteners can be hammer applied or a power installation option can be chosen to speed installation time. Refer to pages 12-14.

**7. Select rivets.**


Refer to page 8 to choose the appropriate rivets for your application.

**8. Select hinge pin.**


Refer to page 10 to match the hinge pin to your application.



*Measure belt thickness*



*Measure smallest pulley diameter*



*Select fastener size*



*Select installation method*



*Select rivets*



## Fastener Selection Guidelines

Use the charts below to match the Flexco® SR™ fastener to your needs. Find the fastener metal type required for your application. Then choose the ordering number that corresponds to your belt's width from the charts on the following pages.



Flexco® Rivet Hinged Fastener Selection Chart								
Fastener Size	For Belts With Mechanical Fastener Ratings Up To:		Belt Thickness Range		Recommended Min. Pulley Diameter			
					Operating Tension Under 100% of Belt Rating		Operating Tension Under 75% of Belt Rating	
	P.I.W.	kN/m	in.	mm	in.	mm	in.	mm
R2	330	60	1/8-3/8	3-10	5	127	5	127
R5	450	79	7/32-7/16	6-11	9	230	7	175
R5-1/2	650	114	5/16-19/32	8-15	12	300	10	250
R6*	800*	140	13/32-11/16	10.5-17	18	450	16	400
R6LP	800	140	5/16-23/32	8-18	18	450	16	400
R8	1500	263	13/32-11/16	10.5-17	18	450	16	400
R9	2000	350	5/8-1	16-25.5	42	1050	42	1050

\* R6 can be used in certain applications up to 1200 P.I.W. (210 kN/m) with R6 RustAlloy® and stainless steel rivets. Contact Flexco Marketing or Engineering for details.

### Fastener Materials

**Steel:** Plated steel is the standard fastener material for most applications. Plating helps combat mild corrosion.

**Stainless:** 300 Series: Provides extra resistance to abrasion, magnetic attraction, and corrosion from acids and other chemicals.

**MegAlloy®:** Superior resistance to wear and abrasion. Provides several times the service life of steel.

**RustAlloy®:** Low chrome, stainless steel alloy that resists corrosion due to acidic mine water or other chemical attack.

Fastener Metals						
Fastener Material	Abrasion Resistance	Chemical Resistance	Rust Resistance	Magnetic	Spark-Free	Available Sizes
Galvanized Steel	Good	Poor	Fair	Yes	No	R2, R5, R5½, R6
300 Series Stainless Steel	Good	Good to Excellent	Excellent	Yes	No	R2, R5, R9
MegAlloy®	Excellent	Poor	Poor	Yes	No	R2, R5, R5½
RustAlloy®	Good	Good	Good	Yes	No	R5, R5½, R6, R8

# FLEXCO® SR™

## Rivet Hinged Fastening System

### Fasteners

#### Flexco® R2

Unique two teeth/two rivet combination offers highest efficiencies in strength and durability for medium-duty applications.



Flexco® R2				
Belt Width		Ordering Number		Rivets Required for One Joint
in.	mm	Steel	Stainless 300 Series	
12	300	R2-12/300	R2S-12/300	24
18	450	R2-18/450	R2S-18/450	40
24	600	R2-24/600	R2S-24/600	52
30	750	R2-30/750	R2S-30/750	64
36	900	R2-36/900	R2S-36/900	80
42	1050	R2-42/1050	R2S-42/1050	92
48	1200	R2-48/1200	R2S-48/1200	108
54	1350	R2-54/1350	R2S-54/1350	120
60	1500	R2-60/1500	R2S-60/1500	136

Two fastener strips per package.

#### Flexco® R5

Ideal for applications such as wood processing or construction equipment with smaller pulleys as well as for underground mining.



Flexco® R5 Scalloped Edge (Continuous Strip)					
Belt Width		Ordering Number			Rivets Required for One Joint
in.	mm	Steel	Stainless 300 Series	Rustalloy® 400 Series SS	
18	450	R5-SE-18/450	R5S-SE-18/450		100
24	600	R5-SE-24/600	R5S-SE-24/600	RAR-SE-24/600	130
30	750	R5-SE-30/750	R5S-SE-30/750	RAR-SE-30/750	160
36	900	R5-SE-36/900	R5S-SE-36/900	RAR-SE-36/900	200
42	1050	R5-SE-42/1050	R5S-SE-42/1050	RAR-SE-42/1050	230
48	1200	R5-SE-48/1200	R5S-SE-48/1200	RAR-SE-48/1200	270
54	1350	R5-SE-54/1350		RAR-SE-54/1350	300
60	1500	R5-SE-60/1500	R5S-SE-60/1500	RAR-SE-60/1500	340
72	1800	R5-SE-72/1800			410

Two fastener strips per package.

#### Flexco® R2, R5 and R5½ MegAlloy®

For superior resistance to wear and abrasion, Flexco® Rivet Hinged Fasteners are available in R2, R5, and R5½ MegAlloy®. Fasteners are supplied as 4 plate strips and are packaged 10 strips per box.

Flexco® R2, R5, R5½	
Ordering Number	
MegAlloy®	
R2MA-SE	
R5MA-SE	
R5-1/2MA-SE	

Plates Required for MegAlloy®		
Plates Required For One R2MA Joint*		
Belt Width		Plates Required for One Joint
in.	mm	
18	450	20
24	600	26
30	750	32
36	900	40
42	1050	46
48	1200	54
54	1350	60
60	1500	68
Plates Required For One R5MA Joint*		
18	450	20
24	600	26
30	750	32
36	900	40
42	1050	46
48	1200	54
54	1350	60
60	1500	68
72	1800	82
Plates Required For One R5½MA Joint*		
18	450	20
24	600	26
30	750	32
36	900	40
42	1050	46
48	1200	54
54	1350	60
60	1500	68
72	1800	82

\*4 Plate Strips. 10 Strips Per Box





# FLEXCO® SR™

## Rivet Hinged Fastening System


### Fasteners

#### Flexco® R5½

Midsize R5½ is ideal as an upgrade for R5 or in applications where pulley size prohibits the use of R6.

<b>R5½ Scalloped Edge (Continuous Strip)</b>				
<b>Belt Width</b>		<b>Ordering Number</b>		<b>Rivets Required for One Joint</b>
<b>in.</b>	<b>mm</b>	<b>Steel</b>	<b>Rustalloy® 400 Series SS</b>	
18	450	R5-1/2-SE-18/450		100
24	600	R5-1/2-SE-24/600	RAR5-1/2-SE-24/600	130
30	750	R5-1/2-SE-30/750	RAR5-1/2-SE-30/750	160
36	900	R5-1/2-SE-36/900	RAR5-1/2-SE-36/900	200
42	1050	R5-1/2-SE-42/1050	RAR5-1/2-SE-42/1050	230
48	1200	R5-1/2-SE-48/1200	RAR5-1/2-SE-48/1200	270
54	1350	R5-1/2-SE-54/1350	RAR5-1/2-SE-54/1350	300
60	1500	R5-1/2-SE-60/1500	RAR5-1/2-SE-60/1500	340
72	1800	R5-1/2-SE-72/1800	RAR5-1/2-SE-72/1800	410

Two fastener strips per package



#### Flexco® R6 and R6LP Low Profile

R6 can be used in certain applications up to 1200 P.I.W. (210 kN/m) with R6 RustAlloy and stainless steel rivets. Contact the Flexco Marketing or Engineering department for details.

R6LP features a lower fastener profile for improved compatibility with cleaner blades, skirt rubber, and return idlers.

<b>R6 and R6LP (Continuous Strip)</b>					
<b>Belt Width</b>		<b>Ordering Number</b>			<b>Rivets Required for One Joint</b>
<b>in.</b>	<b>mm</b>	<b>Steel</b>	<b>Rustalloy® 400 Series SS</b>	<b>Rustalloy® Low Profile 400 Series SS</b>	
24	600	R6-SE-24/600			130
30	750	R6-SE-30/750			160
36	900	R6-SE-36/900			200
42	1050	R6-SE-42/1050	RAR6-SE-42/1050	RAR6LP-SE-42/1050	230
48	1200	R6-SE-48/1200	RAR6-SE-48/1200	RAR6LP-SE-48/1200	270
54	1350	R6-SE-54/1350	RAR6-SE-54/1350	RAR6LP-SE-54/1350	300
60	1500	R6-SE-60/1500	RAR6-SE-60/1500	RAR6LP-SE-60/1500	340
72	1800	R6-SE-72/1800	RAR6-SE-72/1800	RAR6LP-SE-72/1800	410
84	2130	R6-SE-84/2130	RAR6-SE-84/2130	RAR6LP-SE-72/1800	480

Two fastener strips per package



# FLEXCO® SR™

## Rivet Hinged Fastening System

### Fasteners

#### Flexco® R8

Eight-rivet pattern designed for use on mainline and panel belts with mechanical fastener ratings up to 1500 P.I.W. (263 kN/m). For questions regarding R8 and your application, contact the Flexco Marketing or Engineering department.

<b>R8 Scalloped Edge (Continuous Strip)</b>			
<b>Belt Width</b>		<b>Ordering Number</b>	<b>Rivets Required for One Joint</b>
<b>in.</b>	<b>mm</b>	<b>Rustalloy® 400 Series SS</b>	
48	1200	RAR8-SE-48/1200	432
54	1350	RAR8-SE-54/1350	480
60	1500	RAR8-SE-60/1500	544
72	1800	RAR8-SE-72/1800	656
84	2130	RAR8-SE-84/2130	768

Two fastener strips per package



#### Flexco® R9

For high-tension or thick belt applications up to 2000 P.I.W. (350 kN/m), R9 has greater reachback, a thicker plate, and an enhanced loop area for larger pin diameters.

<b>R9 Scalloped Edge (Continuous Strip)</b>			
<b>Belt Width</b>		<b>Ordering Number</b>	<b>Rivets Required for One Joint</b>
<b>in.</b>	<b>mm</b>	<b>Stainless 300 Series</b>	
48	1200	R9S-SE-48/1200	432
54	1350	R9S-SE-54/1350	480
60	1500	R9S-SE-60/1500	544
72	1800	R9S-SE-72/1800	656
84	2130	R9S-SE-84/2130	768

Two fastener strips per package



**FLEXCO**



## Rivets

Rivets are available in either steel or stainless steel. Rivets are packaged 250 rivets per box. SRAA, SRA, SRB, and SRC rivets are also available in 100-count packages. Bulk packs of 2,000 rivets are also available in reusable plastic buckets.

Rivet Selection Chart		
Belt Thickness Range		Rivet Size
in.	mm	
R2		
1/8-7/32	3-6	SRAA
3/16-5/16	4-8	SRA
9/32-3/8	7-10	SRB
R5		
7/32-5/16	6-8	SRA
9/32-3/8	7-10	SRB
11/32-7/16	9-11	SRC
13/32-7/16	10.5-11	SRC/D
R5½ & R6LP		
5/16-11/32	8-9	SRB
5/16-13/32	8-10.5	SRC
3/8-15/32	10-12	SRC/D
7/16-17/32	11-13.5	SRD
1/2-19/32	13-15	SRE
9/16-21/32	14-16.5	SRF*
5/8-23/32	16-18	SRG*
R6		
13/32-7/16	9-11	SRC/D
13/32-1/2	10.5-13	SRD
15/32-9/16	12-14	SRE
17/32-5/8	13.5-16	SRF
19/32-11/16	15-17	SRG
R8		
13/32-7/16	10.5-11	SRC/D
13/32-1/2	10.5-13	SRD
15/32-9/16	12-14	SRE
17/32-5/8	13.5-16	SRF
19/32-11/16	15-17	SRG
R9		
15/32-9/16	12-14	SRE
17/32-5/8	13.5-16	SRF
19/32-11/16	16-17	SRG
21/32-3/4	16.5-19	SRH
23/32-13/16	18-21	SRI
25/32-7/8	20-22	SRJ**
29/32-1"	23-25.4	SRL**

\* Applies to RAR6LP only.

\*\* Use with 3/4" diameter hinge pin.

Rivets	
Steel	Stainless Type 430
<b>Box (100 Rivets)</b>	
SRAA-100	
SRA-100	
SRB-100	
SRC-100	
<b>Box (250 Rivets)</b>	
SRAA	SRAA-S
SRA	SRA-S
SRB	SRB-S
SRC	SRC-S
SRC/D	SRC/D-S
SRD	SRD-S
SRE	SRE-S
SRF	SRF-S
SRG	SRG-S
SRH	SRH-S
SRI	SRI-S
SRJ	SRJ-S
SRK	SRK-S
<b>Bucket (2000 Rivets)</b>	
SRA-2M	SRA-S-2M
SRB-2M	SRB-S-2M
SRC-2M	SRC-S-2M
SRC/D-2M	SRC/D-S-2M
SRD-2M	SRD-S-2M
SRE-2M	SRE-S-2M
SRF-2M	SRF-S-2M
SRG-2M	SRG-S-2M
SRH-2M	SRH-S-2M
SRI-2M	SRI-S-2M
SRJ-2M	SRJ-S-2M
SRK-2M	SRK-S-2M

Self-setting, pre-assembled with pilot nails





# FLEXCO® SR™

## Rivet Hinged Fastening System

### Rivets

#### Rapid Loader™ Collated Rivet Strips

Unique Flexco® Rapid Loader™ collated rivet strips make it easy to load 20 rivets into your multiple guide block at one time and eliminate time consuming handling of individual rivets.

- Supplied in color-coded strips for easy identification of rivet sizes
- Available in steel or stainless steel
- Arrives ready-to-use in convenient buckets

Rapid Loader™ Collated Rivet Strips			
Size	Color Code	Ordering Number	
		R5, R5½, R6	R8, R9
Steel			
A	Red	CSRLA	
B	White	CSRLB	
C	Blue	CSRLC	
C/D	Orange	CSRLC/D	CSRL8C/D
D	Green	CSRLD	CSRL8D
E	Purple	CSRLE	CSRL8E
F	Yellow	CSRLF	CSRL8F
G	Black	CSRLG	CSRL8G
H	Gray		CSRL8H
I	Lt. Blue		CSRL8I
J	Brown		CSRL8J
K	Beige		CSRL8K
Stainless (Type 430)			
A	Red	CSRLA-S	
B	White	CSRLB-S	
C	Blue	CSRLC-S	
C/D	Orange	CSRLC/D-S	CSRL8C/D-S
D	Green	CSRLD-S	CSRL8D-S
E	Purple	CSRLE-S	CSRL8E-S
F	Yellow	CSRLF-S	CSRL8F-S
G	Black	CSRLG-S	CSRL8G-S
H	Gray		CSRL8H-S
I	Lt. Blue		CSRL8I-S
J	Brown		CSRL8J-S
K	Beige		CSRL8K-S

#### Rapid Loader™ Collated Rivet Strips with Washers

Rapid Loader strips with washers have been designed to be used in combination with steel guide blocks.

- Supplied in color-coded strips for easy identification of rivet sizes
- Available in steel or stainless steel
- Arrives ready-to-use in convenient buckets


Rapid Loader™ Collated Rivet Strips with Washers			
Size	Color Code	Ordering Number	
		R5, R5½, R6	R8, R9
Steel			
A	Red	CSRLA-W	
B	White	CSRLB-W	
C	Blue	CSRLC-W	
C/D	Orange	CSRLC/D-W	CSRL8C/D-W
D	Green	CSRLD-W	CSRL8D-W
E	Purple	CSRLE-W	CSRL8E-W
F	Yellow	CSRLF-W	CSRL8F-W
G	Black	CSRLG-W	CSRL8G-W
H	Gray		CSRL8H-W
I	Lt. Blue		CSRL8I-W
J	Brown		CSRL8J-W
K	Beige		CSRL8K-W
Stainless (Type 430)			
A	Red	CSRLA-S-W	
B	White	CSRLB-S-W	
C	Blue	CSRLC-S-W	
C/D	Orange	CSRLC/D-S-W	CSRL8C/D-S-W
D	Green	CSRLD-S-W	CSRL8D-S-W
E	Purple	CSRLE-S-W	CSRL8E-S-W
F	Yellow	CSRLF-S-W	CSRL8F-S-W
G	Black	CSRLG-S-W	CSRL8G-S-W
H	Gray		CSRL8H-S-W
I	Lt. Blue		CSRL8I-S-W
J	Brown		CSRL8J-S-W
K	Beige		CSRL8K-S-W
L	Teal		CSRL8L-S-W




Rapid Loader™ Collated Rivet Strips



Conveniently packed, easy-to-use



Rapid Loader™ Collated Rivet Strips with washers



Speed Installation Time

**FLEXCO**



# Hinge Pins

## Selection Charts

A wide selection makes it easy to match pins to the needs of the application. Selection ranges from bare steel cable to nylon-covered armored cable. Use the brief descriptions and the chart below to identify which hinge pins are available for each fastener type.

## Hinge Pin Material Selection

### AC – Bare Armored

**Cable:** Heavy-duty, long-wearing pin popular in underground mining applications. Armor wrapping protects interior wires.

### ACS – Bare Armored

**Stainless Steel Cable:** The same advantages as bare armored cable plus corrosion resistance.

### NAC – Nylon Covered

**Armored Cable:** Combines a durable armored steel wrap with a nylon covering for smooth operation and long service life. Nylon covering prevents pin migration. Not recommended in wet, abrasive applications.

### NC – Nylon Covered

**Steel Cable:** Nylon covering prevents pin migration. Not recommended in wet, abrasive applications. For R2 and R5 only.

### NCS – Nylon Covered

**Stainless Steel Cable:** For greater corrosion resistance. Not recommended in wet, abrasive applications. For R2 and R5 only.

### SC – Bare Steel Cable:

Recommended for abrasive or gritty material conveyance.

### SSC – Bare Stainless Steel

**Cable:** For conditions where corrosion attacks steel pins. For R2 and R5 only.



R2 & R5											
Belt Width		Ordering Number									
		AC Bare Armored Cable (1/4" Dia.)		*ACS Bare Armored Stainless Cable (17/64" Dia.)		NAC Nylon Covered Armored Cable (1/4" Dia.)		NC Nylon Covered Steel Cable (1/4" Dia.)		*NCS Nylon Covered Stainless Cable (1/4" Dia.)	
in.	mm	Each (One Pin)	Package (Ten Pins)	Each (One Pin)	Package (Ten Pins)	Each (One Pin)	Package (Ten Pins)	Each (One Pin)	Package (Ten Pins)	Each (One Pin)	Package (Ten Pins)
12	300							NC-12-1			
18	450	AC-18-1	AC-18			NAC-18-1	NAC-18	NC-18-1	NC-18		
20	500							NC-20-1			
24	600	AC-24-1	AC-24			NAC-24-1	NAC-24	NC-24-1	NC-24	NCS-24-1	NCS-24
30	750	AC-30-1	AC-30	ACS-30-1	ACS-30	NAC-30-1	NAC-30	NC-30-1	NC-30	NCS-30-1	NCS-30
36	900	AC-36-1	AC-36	ACS-36-1	ACS-36	NAC-36-1	NAC-36	NC-36-1	NC-36	NCS-36-1	NCS-36
42	1050	AC-42-1	AC-42	ACS-42-1	ACS-42	NAC-42-1	NAC-42	NC-42-1	NC-42	NCS-42-1	NCS-42
48	1200	AC-48-1	AC-48	ACS-48-1	ACS-48	NAC-48-1	NAC-48	NC-48-1	NC-48	NCS-48-1	NCS-48
54	1350	AC-54-1		ACS-54-1	ACS-54	NAC-54-1		NC-54-1	NC-54	NCS-54-1	NCS-54
60	1500	AC-60-1		ACS-60-1	ACS-60	NAC-60-1		NC-60-1	NC-60	NCS-60-1	NCS-60
72	1800	AC-72-1		ACS-72-1	ACS-72	NAC-72-1		NC-72-1	NC-72	NCS-72-1	
								100 Foot Coils		100 Foot Coils	
								NC-C		NCS-C	

\*300 Series



## Hinge Pins

For R2 & R5					
Belt Width		Ordering Number			
		SC Bare Steel Cable (1/4" Dia.)		*SSC Bare Stainless Cable (7/32" Dia.)	
in.	mm	Each (One Pin)	Package (Ten Pins)	Each (One Pin)	Package (Ten Pins)
18	450		SC-18		SSC-18
24	600	SC-24-1	SC-24	SSC-24-1	SSC-24
30	750	SC-30-1	SC-30	SSC-30-1	SSC-30
36	900	SC-36-1	SC-36	SSC-36-1	SSC-36
40	1000				
42	1050	SC-42-1	SC-42	SSC-42-1	SSC-42
46	1150				
48	1200	SC-48-1	SC-48	SSC-48-1	SSC-48
54	1350	SC-54-1	SC-54	SSC-54-1	SSC-54
60	1500	SC-60-1	SC-60	SSC-60-1	SSC-60
72	1800	SC-72-1		SSC-72-1	

\*300 Series

For R5					
Belt Width		Ordering Number			
		SC932 Bare Steel Cable (9/32" Dia.)		*SSC932 Bare Stainless Cable (9/32" Dia.)	
in.	mm	Each (One Pin)	Package (Ten Pins)	Each (One Pin)	Package (Ten Pins)
18	450	SC932-18-1		SSC932-18-1	
24	600	SC932-24-1		SSC932-24-1	
30	750	SC932-30-1	SC932-30	SSC932-30-1	SSC932-30
36	900	SC932-36-1	SC932-36	SSC932-36-1	SSC932-36
40	1000	SC932-40-1	SC932-40	SSC932-40-1	SSC932-40
42	1050	SC932-42-1	SC932-42	SSC932-42-1	SSC932-42
46	1150	SC932-46-1	SC932-46	SSC932-46-1	SSC932-46
48	1200	SC932-48-1	SC932-48	SSC932-48-1	SSC932-48
54	1350	SC932-54-1	SC932-54	SSC932-54-1	SSC932-54
60	1500	SC932-60-1	SC932-60	SSC932-60-1	SSC932-60
72	1800	SC932-72-1		SSC932-72-1	

\*300 Series

For R5½, R6, R6LP					
Belt Width		Ordering Number			
		AC6 Bare Armored Steel Cable (3/8" Dia.)		SC6 Bare Steel Cable (23/64" Dia.)	
in.	mm	Each (One Pin)	Package (Ten Pins)	Each (One Pin)	Package (Ten Pins)
24	600	AC6-24-1	AC6-24		
30	750	AC6-30-1	AC6-30		
36	900	AC6-36-1	AC6-36		SC6-36
40	1000	AC6-40-1	AC6-40	SC6-40-1	SC6-40
42	1050	AC6-42-1	AC6-42	SC6-42-1	SC6-42
46	1150			SC6-46-1	SC6-46
48	1200	AC6-48-1	AC6-48	SC6-48-1	SC6-48
54	1350	AC6-54-1	AC6-54	SC6-54-1	SC6-54
60	1500	AC6-60-1	AC6-60	SC6-60-1	SC6-60
72	1800	AC6-72-1	AC6-72	SC6-72-1	SC6-72
84	2130		AC6-84	SC6-84-1	SC6-84

\*300 Series

For R5½, R6, R6LP, R8			
Belt Width		Ordering Number	
		*ACS6 Bare Armored Stainless Cable (3/8" Dia.)	
in.	mm	Each (One Pin)	Package (Ten Pins)
24	600		
30	750		
36	900	ACS6-36/900-1	ACS6-36/900
40	1000	ACS6-40-1	ACS6-40
42	1050	ACS6-42-1	ACS6-42
46	1150	ACS6-46-1	ACS6-46
48	1200	ACS6-48-1	ACS6-48
54	1350	ACS6-54-1	ACS6-54
60	1500	ACS6-60-1	ACS6-60
72	1800	ACS6-72-1	ACS6-72
84	2130	ACS6-84-1	ACS6-84

\*300 Series

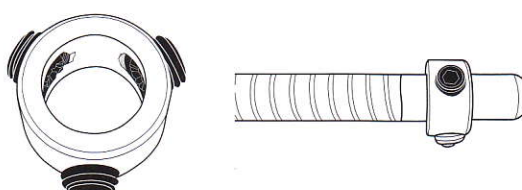
For R6, R6LP			
Belt Width		Ordering Number	
		NAC6 Nylon Covered Armored Cable (13/32" Dia.)	
in.	mm	Each (One Pin)	Package (Ten Pins)
24	600	NAC6-24-1	NAC6-24
30	750	NAC6-30-1	NAC6-30
36	900	NAC6-36-1	NAC6-36
40	1000	NAC6-40-1	NAC6-40
42	1050	NAC6-42-1	NAC6-42
46	1150	NAC6-46-1	NAC6-46
48	1200	NAC6-48-1	NAC6-48
54	1350	NAC6-54-1	NAC6-54
60	1500	NAC6-60-1	NAC6-60
72	1800	NAC6-72-1	NAC6-72
84	2130	NAC6-84-1	NAC6-84

For R9			
Belt Width		Ordering Number	
		*NCS Nylon Covered Stainless Cable *(5/8" dia.) (3/4" dia.)	
in.	mm	Each (One Pin)	Each (One Pin)
24	600		
30	750		
36	900		
40	1000		
42	1050		
46	1150		
48	1200	NCS962-48-1	NCS975-48-1
54	1350	NCS962-54-1	NCS975-54-1
60	1500	NCS962-60-1	NCS975-60-1
72	1800	NCS962-72-1	NCS975-72-1
84	2130	NCS962-84-1	NCS975-84-1

\*300 Series

## Hinge Pin Retaining Collars

Prevent "pin migration." These utilize knurled point screws and self-locking nylon patches to hold hinge pin in place.



Hinge Pin Retaining Collars	
For Pin Diameter	Ordering Number
7/32-9/32	HPRET1
23/64-13/32	HPRET2



Hinge Pin Retaining Collar



## Hand Applicator Tools

### MSRT Multiple Rivet Driving Tool

Easy-to-use, portable tool that makes multiple rivet driving simple and fast. The MSRT tool holds the belt, fastener strip, and the guide block (included) securely in place. Using the multiple drive rod, up to 8 rivets can be driven simultaneously. Plus, each guide block holds enough rivets to install four fastener plates before reloading.

### Aluminum MSRT

The easy-to-use Aluminum MSRT tool complements our Flexco® SR™ Fastening System with a focus on providing a lightweight, portable application tool. The tool features:

- Fast, accurate positioning of fastener strips
- Riser plate allows for smooth transition of belt in fastener strips
- Robust design on clamp bar with Acme threading provides maximum holding capabilities
- Cambered Clamp Bar and riser plate designed with serrated grips for more secure clamping and operator efficiency

Aluminum Content		
Aluminum Alloy Type	Percent	
	Mg Magnesium	Ti Titanium
5356	5.5	0.2
6005	0.6	0.1
6061	1.0	0.0
7075	2.5	0.0

### SRTA Single Rivet Driving Tool

Used for single rivet driving, the SRTA tool includes an anvil plate surface and the SR-50 driver. The SR-50 holds and positions the rivet and helps ensure safe rivet driving. It's also portable, economical, and requires little maintenance.

### R2T Tool

The economically priced R2 fastener application tool is lightweight and portable, so it is ideal for quick repairs. The six-pound R2T tool installs up to 12" (300 mm) of R2 fasteners in one pass. For wider belts, simply move the tool over. For use with standard SR self-setting rivets and a two-pound hammer.



Aluminum MSRT


Steel MSRT		
MSRT Applicator Complete* For installation of R5, R5½, and R6 Fasteners		
Belt Width		Ordering Number
in.	mm	
30	750	MSRT-30
36	900	MSRT-36
42	1050	MSRT-42
48	1200	MSRT-48
60	1500	MSRT-60
72	1800	MSRT-72
84	2130	MSRT-84
MSRT8 Applicator Complete* For installation of R6, R6LP, and R8 Fasteners		
48	1200	MSRT8-48
60	1500	MSRT8-60
72	1800	MSRT8-72
84	2130	MSRT8-84
Aluminum MSRT9 Applicator Complete* For installation of R9 Fasteners		
48	1200	MSRT9-48
60	1500	MSRT9-60
72	1800	MSRT9-72
84	2130	MSRT9-84

\*Includes two Multiple Guide Blocks, two Multiple Drive Rods, two 4 lb. Hammers, Lubricant and one Canvas Carry Bag.

Aluminum MSRT		
Aluminum MSRT Applicator Complete* For installation of R5, R5½, and R6 Fasteners		
Belt Width		Ordering Number
in.	mm	
30	750	MSRT-30-AL
36	900	MSRT-36-AL
42	1050	MSRT-42-AL
48	1200	MSRT-48-AL
60	1500	MSRT-60-AL
72	1800	MSRT-72-AL
84	2130	MSRT-84-AL
96	2430	MSRT-96-AL
Aluminum MSRT8 Applicator Complete* For installation of R6 and R8 Fasteners		
48	1200	MSRT8-48-AL
60	1500	MSRT8-60-AL
72	1800	MSRT8-72-AL
84	2130	MSRT8-84-AL
96	2430	MSRT8-96-AL

SRTA Applicator Complete		
Belt Width		Ordering Number
in.	mm	
30	750	SRTA-30
36	900	SRTA-36
42	1050	SRTA-42
48	1200	SRTA-48
60	1500	SRTA-60
72	1800	SRTA-72
84	2130	SRTA-84


Includes one SR-50 Driver



Single Rivet Driver Tool	
Description	Ordering Number
Driver Tool Complete	SR-50
Drive Rod	SR5-7

R2T Applicator Tool		
Tool Size		Ordering Number
in.	mm	
12"	300	R2T
Replacement Parts		
Gauge Pin Guide		SR26
Anvil Insert (14/Bag)		R2T-AI

Use with SR-50 Single Rivet Driver





# FLEXCO® SR™

## Rivet Hinged Fastening System

### Power Installation Tools

#### Pneumatic Single Rivet Driver

Faster, more consistent rivet driving for heavy-duty rivet hinged splices. The Pneumatic Single Rivet Driver, along with our Flexco® SR™ fasteners and applicator tools, speeds installation by up to 33%. A single trigger pull per rivet takes the guesswork out of rivet driving to give you a uniform long-lasting splice every time.

- A powerful single trigger pull saves time and reduces worker fatigue
- Single trigger action along with collated rivets with washers and specially designed steel guide blocks assures consistent rivet driving, leading to a longer lasting splice
- A heavy-duty tool built to stand up to tough use
- Works with standard MSRT or MBRTA applicator tools

#### Ordering Information

Description	Ordering Number	Item Code
Pneumatic Single Rivet Driver*	Pneudrive1	41992
8 Rivet Pattern SR™ Steel Guide Blocks	35RD-GB8-4	41998
5 Rivet Pattern SR™ Steel Guide Blocks	35RD-GB5-4	42000

\*Includes one Pneumatic Single Rivet Driver, one Regulator, one Airhose, Instruction Manual, and Safety Glasses.

#### The Flexco/Hilti DX 460-SR Powder Actuated Installation Method

The portable Hilti DX 460-SR and the Flexco MSRT applicator tool eliminate the need for heavy and cumbersome installation tools. The DX 460-SR is a fully-automatic, .27 caliber powder-actuated fastening tool with power adjustment dial and automatic cartridge advance and piston return has been approved by MSHA for use in underground, gassy coal mines in the USA (MSHA PAD-1/02).

Installation requires only a standard Flexco® MSRT applicator tool, a steel guide block assembly, Rapid Loader™ Collated Rivets with Washers, and the DX 460-SR.

#### Steel Guide Block Assemblies for the Hilti DX 460-SR Powder Actuated Installation Tool

Description	Ordering Number
Single Block-for one collated rivet strip	HRD-GB5-4
Double Block-for two collated rivet strips	HRD-GB5-8

The Hilti DX 460-SR is available from Hilti Mining.



Phone: 1-800-950-6614  
Fax: 1-800-950-6610

Consult your local Hilti representative for training on safe and effective use of the Hilti DX 460-SR system.



Consistent, long-lasting splice every time



The Pneumatic Single Rivet Driver is protected by a portable carrying case





## Power Installation Tools

To make installation of mechanical rivet fasteners quicker and easier, Flexco offers portable power tools. They not only reduce worker fatigue, but also ensure the creation of uniform splices, every time.

### Electric Powered Rivet Driver

Speed installation of occasional splicing as well as production splicing with a portable Electric Powered Rivet Driver.

- Ergonomically designed and balanced
- Uses standard 110 volt electric
- Comes with custom drive rod for use with standard MSRT installation tools. Speed settings are adjustable for multiple rivet sizes
- Works with standard MSRT guide blocks to ensure proper rivet placement

Electric Powered Rivet Driver	
Description	Ordering Number
Standard Kit *	EPRDVK-1
Replacement Drive Rod	EPRDVS-DR

\*Kit includes Driver, two Custom Drive Rods, Convenient Carrying Case.



Electric Powered Rivet Driver



Electric Powered Rivet Driver Installation

### Air Powered Rivet Driver

For fast, safe installation of Flexco® Rivet Hinged Fasteners, use the Air Powered Rivet Driver.


- Small, lightweight tool for easy use
- Comes with custom drive rod for use with standard MSRT applicator tools
- Ergonomic handle for added operator comfort
- Requires a minimum air pressure 90 PSI for operation

Air Powered Rivet Driver	
Description	Ordering Number
Air Powered Rivet Driver-Complete*	PTRDK
Replacement Parts	
Air Powered Rivet Driver	PTAH
Retaining Spring	PTRD-RS
Drive Rod with Hold Down Spring and Washer	PTRD-DR

\*Includes Air Powered Rivet Driver, Retaining Spring, and Drive Rod with Hold Down Spring and Washer.



Air Powered Rivet Driver



#### Consistent Splicing

The heavy-duty tool allows for more compression of fastener plates resulting in a smooth and consistent splice that is compatible with conveyor components.



Air Powered Rivet Driver Installation





## Belt Preparation Tools

### Flex-Lifter™ Belt Lifter


Lifting a conveyor belt out of the way to do belt repair and maintenance can be a difficult and hazardous job. The Flex-Lifter™ safely lifts and holds tensioned conveyor belts up to the stated ratings.

- Highest safe lift rating available: 4000 lbs (1810 kg) for the Medium and Large models; 6000 lb (2700 kg) for the XL model
- Eliminates pry bars and manual lifting
- Wide, dual-rail base maintains unit stability
- Optimized lift height provides sufficient room to make repairs safely

Flex-Lifter™		
Description		Ordering Number
Medium Flex-Lifter		FL-M
Large Flex-Lifter		FL-L
XL Flex-Lifter		FL-XL
XL V-Return Lift Bar		FLVRL-XL
Aluminum Content		
Aluminum Alloy Type	Percent	
	Mg Magnesium	Ti Titanium
4043	0.05	0.2
5356	5.5	0.2
6005	0.6	0.1
6061	1.0	0.0
6063	0.7	0.0
7075	2.5	0.0



Flex-Lifter™ Belt Lifter



Flex-Lifter™ Belt Lifter

### Far-Pul® HD Belt Clamps

Easy-to-use, lightweight and sturdy belt clamp, specially engineered for heavy-duty applications. With a load capacity up to three tons (2.7 metric tons) when used with two 1-1/2 ton come-alongs, it securely grips belts up to 1" (25 mm) thick.

- Provides even tensioning across belt width
- Retaining pins ensure scissors remain secured on the bar
- Each set includes four clamp bars and four steel clamp scissors with carry bag

Far-Pul® HD® Belt Clamps		
Belt Width		Ordering Number
in.	mm	
Up to 30	Up to 750	LSHD30
Up to 36	Up to 900	LSHD36
Up to 42	Up to 1050	LSHD42
Up to 48	Up to 1200	LSHD48
Up to 54	Up to 1350	LSHD54
Up to 60	Up to 1500	LSHD60
Up to 72	Up to 1800	LSHD72
Aluminum Content		
Aluminum Alloy Type	Percent	
	Mg Magnesium	Ti Titanium
6061	1.0	0.0

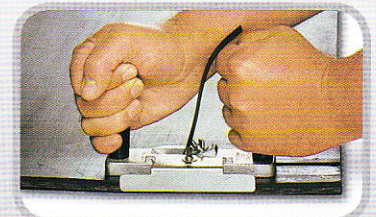


Belt Grip

### Belt Grip

When the belt grip is slipped over the belt edge at a right angle, belts can be pulled without damaging the belt surface.

Belt Grip	
Description	Ordering Number
Sold by the pair	22



Flexco® Belt Groover

### Flexco® Belt Groover

Helps extend belt fastener service life by minimizing the effects of scraper and return idler impact on splices.

Flexco® Belt Groover	
Ordering Number	
FBG1	



Silicone Lubricant

### Silicone Lubricant

Reduce friction on metal tools and rubber or fabric belt surfaces. Non-flammable. Does not contain fluorocarbons.


Silicone Lubricant	
Ordering Number	
SL5-1	







Electric Belt Cutter



900 Series\* Belt Cutter



FSK™ Belt Skiver

## FLEXCO® SR™ Rivet Hinged Fastening System

### Belt Preparation Tools

#### Electric Belt Cutter

The Electric Belt Cutter quickly and easily cuts all types of belting from the softest of natural rubbers to the hardest constructed solid woven PVC and fabric plied belts.

- Designed for cutting all belt widths as well as for extended, longitudinal cuts
- High speed, steel blade provides for a smooth, accurate cut
- Spring loaded blade guard protects operator from cutting edge of blade
- Cordless versions allow maximum portability and convenience

#### 900 Series\* Belt Cutter

The 900 Series Belt Cutter incorporates numerous features for easy, smooth cutting of belts with extreme accuracy.

- Cuts belts up to 1-1/2" (38 mm)
- Durable blade design that produces highly accurate cuts while being fully enclosed for safety
- Quick belt clamp feature

#### FSK™ Belt Skiver

Portable, lightweight skiver adjusts easily and precisely to various cutting depths up to 3/8" (9.5 mm). It's easy to carry and operate around the job site – even in cramped operating environments.

- Ideal for rubber-covered belts with top covers 3/16 inch (4.5 mm) thick or more
- Blade safely enclosed during skiving operations
- Drive Rollers aggressively grip belt for added traction and stability

#### Ordering Information

Description	Ordering Number	Item Code
Corded Model	EBC1	30001
	EBC2	30002
Cordless Model	CEBC1	30018
	CEBC2	30019

#### Cutting Capacity

Description	EBC1/CEBC1	
	Imperial	Metric
Rubber Belt	Up to 1"	Up to 25 mm
PVC Belt	Up to 360 P.I.W.	Up to 630 EP
Description	EBC2/CEBC2	
	Imperial	Metric
Rubber Belt	Up to 2"	Up to 50 mm
PVC Belt	Up to 1140 P.I.W.	Up to 2000 EP

\* Patent pending

#### 900 Series\* Belt Cutter

Description	Belt Width		Ordering Number
	in.	mm	
Cutter Complete for belts up to 1.5" (38 mm)	36"	900	900936
	48"	1200	900948
	60"	1500	900960
	72"	1800	900972
	84"	2130	900984
Replacement Blade Kit			900CBK

#### Aluminum Content

Aluminum Alloy Type	Percent	
	Mg Magnesium	Ti Titanium
5356	5.5	0.2
6005	0.6	0.1
6061	1.0	0.0
7075	2.5	0.0

#### FSK™ Belt Skiver

Description	Ordering Number
Skiver Complete	FSK2

Authorized Distributor:



2525 Wisconsin Avenue • Downers Grove, IL 60515-4200 • USA  
Tel: (630) 971-0150 • Fax: (630) 971-1180 • E-mail: info@flexco.com • Web: [www.flexco.com](http://www.flexco.com)

Australia: 61-2-8818-2000 • Chile: 56-2-8967870 • China: 86-21-33528388  
England: 44-1274-600-942 • Germany: 49-7428-9406-0 • India: 91-44-4354-2091  
Mexico: 52-55-5674-5326 • Singapore: 65-6281-7278 • South Africa: 27-11-608-4180 • USA: 1-630-971-0150

©2009 Flexible Steel Lacing Company. Flexco®, Far-Pul®, MegAlloy®, RustAlloy® are registered trademarks. 2-13. For Reorder: X2178

